



# STEPS FOR NOMINATION

## 56TH AGM AND ELECTIONS

April 3, 2025.





## FIRST STEP: PORTAL LOGIN AND PASSWORD RESET

1. Make sure you have your valid membership ID, email address registered on the membership portal, or phone number handy.
2. Log in to <https://evoting.cipmnigeria.org>
3. Enter your Membership ID: **2/2345009464**.
4. Type the default password: **\*\*\*\*\***
5. Click on **"Forget Password"** to reset your password.
6. A reset password link will be sent to your email. Follow the steps provided in the email to reset your password.
7. Verify by checking the captcha: **"I'm not a robot."**
8. Click on the **"Sign-in"** button to proceed.



Chartered Institute of Personnel Management of Nigeria

## Welcome Back!

Email / Membership ID / Phone Number


**Username is required**

Password

**Password is required**


Remember me

[Forgot Password?](#)

I'm not a robot 

[Privacy](#) - [Terms](#)

**Sign In**



**CIPM Voting**  
Every vote counts  
12,4789.

**Need Help from ICT?**



8.Type **Your Desired Password.**

9.Confirm **New Password**

10.Click the **Reset Password** button!

**Note:** Password must be more than 8 characters. Must contain uppercase & lowercase.

11. Enter your Membership ID: e.g. **4/39876521**

12. Type the **New Password.**

13. Check the catcher: **I'm not a robot.**

14. Click the **sign-in** button.

15. Please confirm your profile details including your Email and Phone number.

16. Click to review the Electoral guidelines and Privacy policy.


17. Agree to the Privacy and Electoral guidelines to proceed.


18. Click "Confirm" to proceed.





← ↻ 🏠 ⚠️ Not secure | [evoting.cipmnigeria.org/confirm-details](https://evoting.cipmnigeria.org/confirm-details) 🔍 A\* ☆ 🔄 📄 ⚙️ 🗑️ 🌐

 Chartered Institute of Personnel Management of Nigeria



### Confirm Your Current Profile Details

A token will be sent to the details displayed below


**Email Address**

**Phone Number**

I confirm that token will be sent to my phone number and email address.

I agree to the [Privacy Policy / Electoral Rule](#)

[Decline](#) [Confirm](#)



[Need Help from ICT?](#)



← ↻ 🏠 Not secure | evoting.cipmnigeria.org/home 🔍 A ☆ 🔄 | 📄 ☆ 🗝️ 🌐 ... 🌐

**CIPM**

- 🏠 Home
- 📝 Nomination
- 🗳️ Voting
- 📊 Election Results
- 🏠 Information Center


## Home

21st April, 2024

**Welcome!!!**  
Here, every vote counts.

**Steps to vote**

- ✔️ Nominate your desired candidate(s)
- ✔️ Get token from your email or phone number
- ✔️ Vote for selected nominees within election time





Home

**Nomination**

Voting

Election Results

Information Center

## Nomination

27th February, 2025



### Nomination Request

Your nomination is awaiting your acceptance for the Position of Vice President.

[View Details](#)

## Nominate a Member

Search Member

2/1100533

Member Name

Olubukola OLASOJI

Election Name

TEST ELECTION

Electoral Position

Vice President

Cancel

**Nominate**





Home

**Nomination**

Voting

Election Results

Information Center

## Nomination

27th February, 2025



### Nomination Request

Your nomination is awaiting your acceptance for the Position of Vice President.

[View Details](#)

## Nominate a Member

### Search Member

Search by name, membership no or email

### Election Name

Select election name

### Electoral Position

Select electoral position

Cancel

Nominate



## How to Nominate for the Election

1. Login to the e-voting portal <http://evoting.cipmnigeria.org/>
2. Enter your login credentials:  
  
    Username: **2/1234566**  
  
    Password: **\*\*\*\*\***
3. **Confirm Your Current Profile Details** (A token will be sent to the details displayed)
4. I agree to the [Privacy Policy / Electoral Rule](#)
5. Click on Nominate
6. Enter the membership ID or name of the preferred candidate
7. Select the name of the nominee from the drop-down list
8. Select the Election Name
9. Select the Electoral Position
10. Click the Nominate button



## How to Accept Nomination

1. Click on **View Nomination**
2. Select your branch for **Branch Chairman Endorsement**
3. Click **Request Chairman Endorsement**

**Follow-up with your Branch Chairman to either Approve/Reject the endorsement. After endorsement**

1. Login back into your e-vote portal
2. Click on **View Nomination**
3. Click on the **Accept** or **Reject** Nomination Button
4. Once Accepted, update your profile details and upload your manifesto
5. Download copy of your manifesto
6. Click **Submit**



## Contact Us

For support and various forms of assistance, you may reach our customer service teams via the following channels:

### Telephone

- a. Helpdesk- 07001237555

### Email:

- a. **Technical issues:** [ict@cipmnigeria.org](mailto:ict@cipmnigeria.org)
- b. **Membership dues and payment:** [subscriptions@cipmnigeria.org](mailto:subscriptions@cipmnigeria.org)
- c. **General inquiries on AGM and Elections:** [election@cipmnigeria.org](mailto:election@cipmnigeria.org)

Please call or send a WhatsApp message to **+2349065609134** and **+2348066413154** for immediate resolution of complaints during the period of voting when unable to get a response from the Institute's first respondent.